




The Pup proves that it's not necessary for a simple profile stunt model to look dumb. Ship is designed for .29 to .36 engines.


'SUPER PUP' C/L STUNT

By MICHAEL PARENTEAU . . . This C/L profile stunt model is so simple to build that no instructions are really needed for the average "scratch builder." Wood sizes are stock, and the requirements are meager. If you've never tried a "non-kit" model, here's a good one for your first effort.

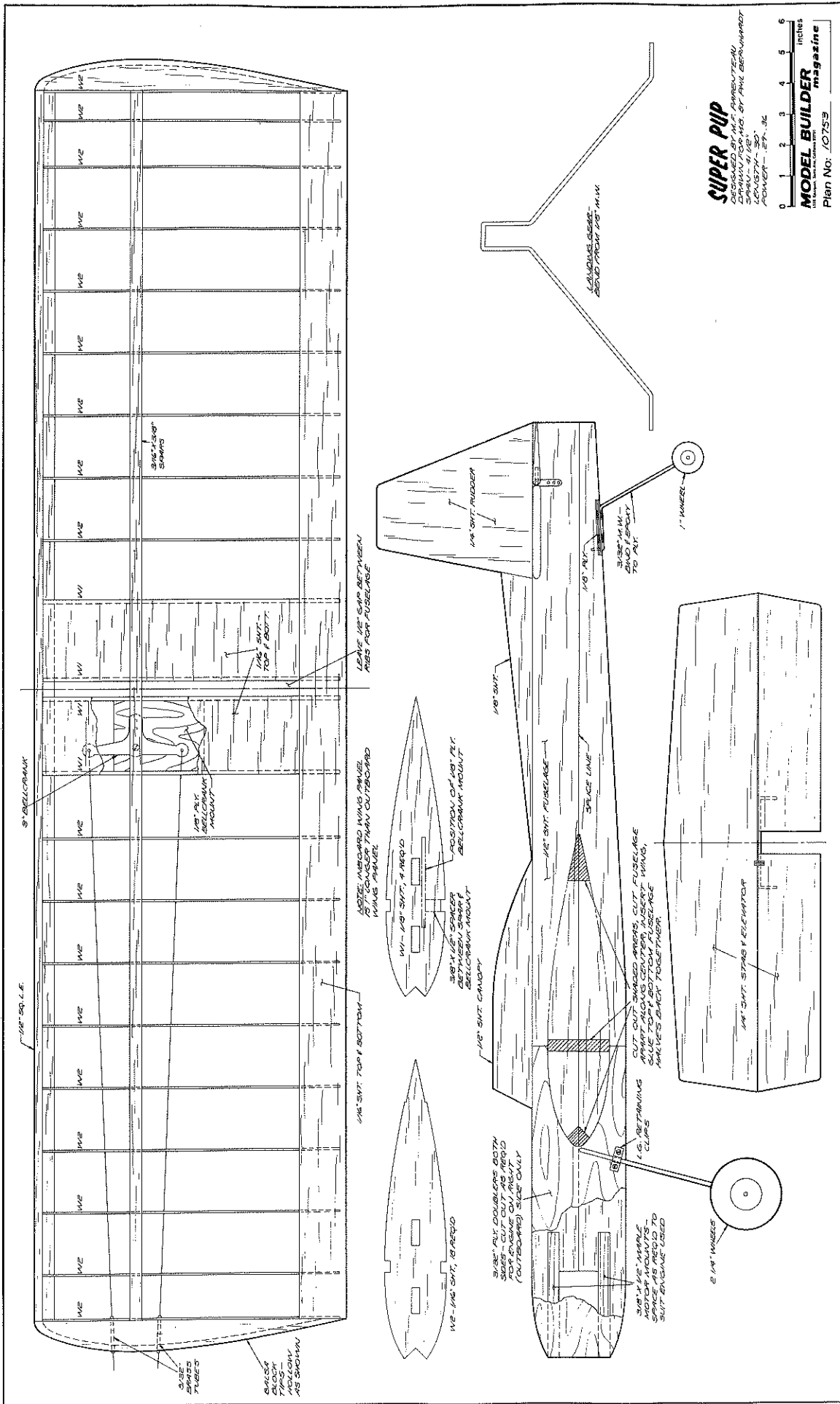
PHOTOS BY THE AUTHOR



The author's plane is powered by a Super Tigre G35 with a 10/6 prop.



Original ship is decorated in a white base, with dark blue on the forward part of the fuselage, light blue on the rest, red stripes.



SUPER PUP

DESIGNED BY M.T. ARMENTZARU
 DRAWN BY M.T. ARMENTZARU
 LENGTH - 11 1/2"
 WINGSPAN - 10"
 POWER - .07-8C

